

## Veritas Desktop and Laptop Option 9.8

Veritas™ Desktop and Laptop Option is a user centric backup solution that provides flexible implementation and centralized administration for backup and recovery of Windows and Mac desktops and laptops in the organization. This highly scalable solution with distributable components is suitable for environments of any scale, be it single-site, multi-site, or having remote offices, allowing you to protect even the most recent files with your users.

Built-in features include source side deduplication with content aware deduplication of Outlook PST and NSF files, automatic network selection for non-intrusive backup experience which enables switching between the offline, online and backup over internet modes, self-restore capabilities offered through agent, web browser and a mobile application, rollback capabilities for ransomware protection and also detailed auto reporting.

- Centrally manage backup and recovery tasks for multiple endpoints across your entire organization.
- Protect endpoints automatically regardless of the connected network without any user intervention.
- Backup instantaneously with RPO of seconds including support for work-in-progress documents.
- Customize backup configurations for a fail-safe plan against ransomware threats.
- Empower end users to browse and restore the backed up files without any support assistance.

## Downloading License File

To download the License file for Veritas Desktop and Laptop Option 9.8

### 1. **Locate the Veritas Desktop and Laptop Option entitlements in your Veritas Licensing Portal account**

- a) Log into your MyVeritas account (<https://my.veritas.com>).
- b) Enter the following credentials to login to the portal:
  - **Username**
  - **Password**
- c) In the MyVeritas home page, select the **Licensing** tab.
- d) If you a member of more than one Licensing Portal account, you will be asked to select an account. Select the account that contains the Entitlements.
- e) Select the **Entitlements** tab and use the search to locate the Entitlements.

The screenshot shows the 'Entitlements' page in the Licensing Portal. The page includes a navigation bar with 'Home', 'Appliances', 'Licensing', and 'Support'. Below the navigation bar, there are links for 'Home', 'Entitlements', 'Administration', and 'Help'. The user is logged in as 'DLO Engineering Account' and can 'Switch Account'. The main content area contains instructions on how to use the search feature and a table of entitlements. The table has columns for Entitlement ID, Product Name, Entitlement Type, Entitled Qty, Service Contract, Service Type, Service Exp, and EFLEX Contract. The table lists six entitlements, all of which are 'Software' type. The quantities are 400, 1, 1, 30, 220, and 330 respectively. There are also links for 'Redeem Voucher' and 'Register Serial Number'.

Entitlement ID	Product Name	Entitlement Type	Entitled Qty	Service Contract	Service Type	Service Exp	EFLEX Contract
	DLO WIN 100 USER ONPREMISE STANDARD PERPETUAL LICENSE	Software	400				
	Veritas Desktop and Laptop Option 9.0 60 Day Trialware License	Software	1				
	DLO WIN ONPREMISE NFR PERPETUAL LICENSE	Software	1				
	DLO WIN 10 USER ONPREMISE STANDARD PERPETUAL LICENSE	Software	30				
	DLO WIN 10 USER ONPREMISE STANDARD PERPETUAL LICENSE	Software	220				
	DLO WIN 100 USER ONPREMISE STANDARD PERPETUAL LICENSE	Software	330				

Figure 1 Licensing Portal Entitlements page

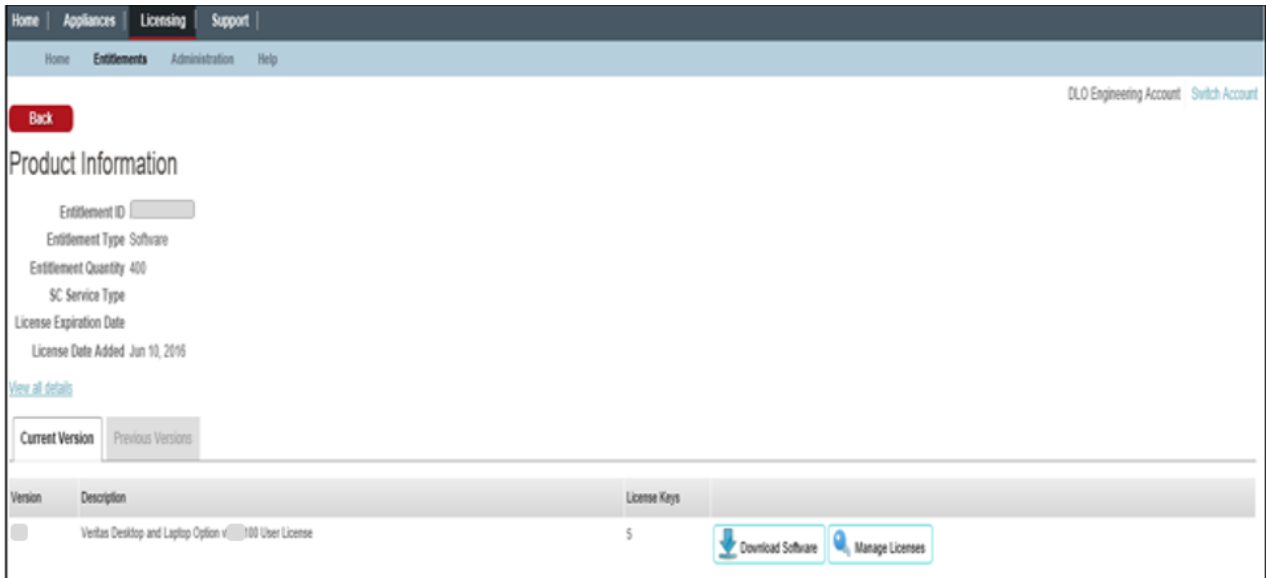
The screenshot shows the 'Successful Entitlement Search' page in the Licensing Portal. The page layout is similar to Figure 1, but the search results are more detailed. The table lists six entitlements, all of which are 'Software' type. The quantities are 400, 1, 1, 30, 220, and 330 respectively. There are also links for 'Redeem Voucher' and 'Register Serial Number'.

Entitlement ID	Product Name	Entitlement Type	Entitled Qty	Service Contract	Service Type	Service Exp	EFLEX Contract
	DLO WIN 100 USER ONPREMISE STANDARD PERPETUAL LICENSE	Software	400				
	Veritas Desktop and Laptop Option 9.0 60 Day Trialware License	Software	1				
	DLO WIN ONPREMISE NFR PERPETUAL LICENSE	Software	1				
	DLO WIN 10 USER ONPREMISE STANDARD PERPETUAL LICENSE	Software	30				
	DLO WIN 10 USER ONPREMISE STANDARD PERPETUAL LICENSE	Software	220				
	DLO WIN 100 USER ONPREMISE STANDARD PERPETUAL LICENSE	Software	330				

Figure 2 Licensing Portal Successful Entitlement Search

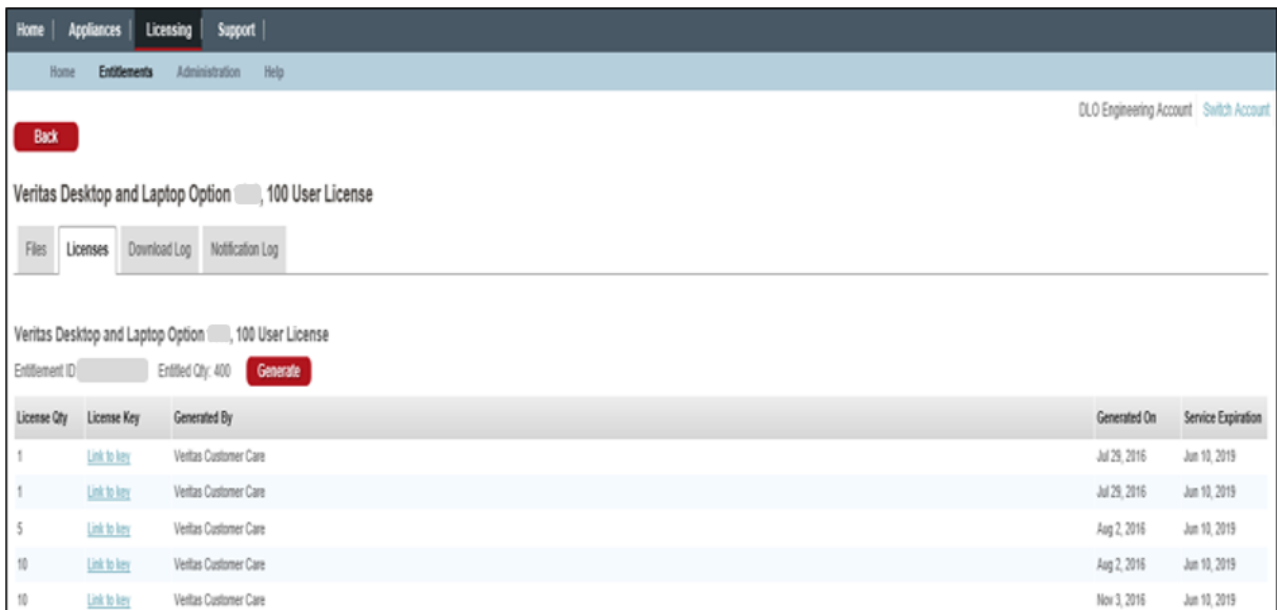
**Note:** If you are not able to locate the Entitlement for a deployed Desktop Laptop Option 9.8 license, search other Licensing Portal accounts by using the **Switch Account** link at the top right of the page to switch to another Licensing Portal account. If this link is not visible, then your MyVeritas account is only a member of a single Licensing Portal account. Contact [Veritas Customer Care](#) for assistance.

- f) Click the Entitlement link in Entitlement ID column (see **Figure 2**) to get to the **Product Information** page for the Entitlement.
- g) Veritas Desktop and Laptop Option 9.8 should be listed on the **Current Version** tab.



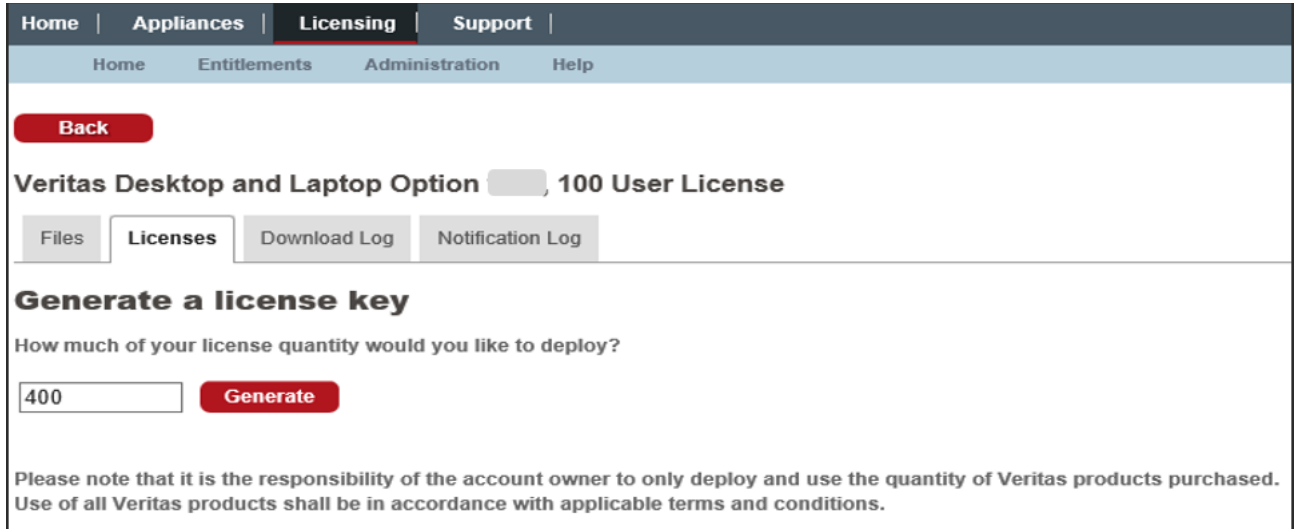
**Figure 3 Licensing Portal Product Information page**

- h) Click **Manage Licenses** to get to the Licenses page.

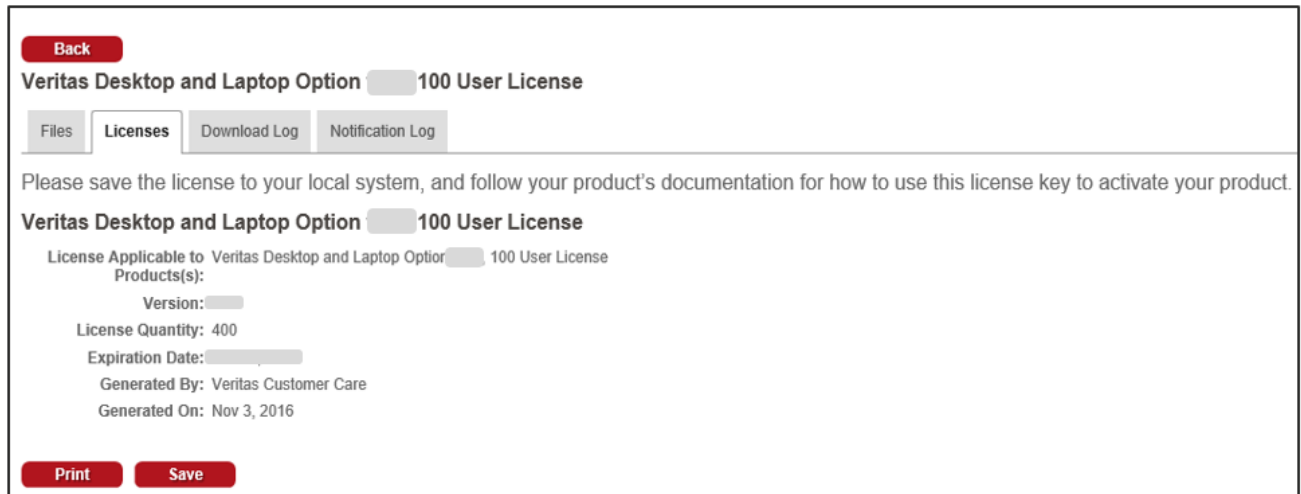


**Figure 4 Licensing Portal Licenses page**

- i) Click the **Generate** button and enter the license quantity that you want to deploy.
- j) Click **Save** to save the license file to the local system.



*Figure 5 Licensing Portal Generate a License Key page*



*Figure 6 Licensing Portal Generated License page*

About Veritas Technologies  
LLC. Veritas Technologies LLC  
enables organizations to  
harness the power of their  
information, with solutions  
designed to serve the world's  
largest and most complex  
heterogeneous environments.  
Veritas works with 86 percent of  
Fortune 500 companies today,  
improving data availability and  
revealing insights to drive  
competitive advantage.

Visit our website  
<http://www.veritas.com>

Veritas World Headquarters  
2625 Augustine Drive  
Santa Clara, California  
95054, U.S.A  
[www.veritas.com](http://www.veritas.com)

**© 2022 Veritas Technologies LLC.**

All rights reserved. Veritas and the Veritas Logo are trademarks or registered trademarks of Veritas Technologies LLC or its affiliates in the U.S. and other countries. Other names may be trademarks of their respective owners.

This document is provided for informational purposes only and is not intended as advertising. All warranties relating to the information in this document, either express or implied, are disclaimed to the maximum extent allowed by law. The information in this document is subject to change without notice.